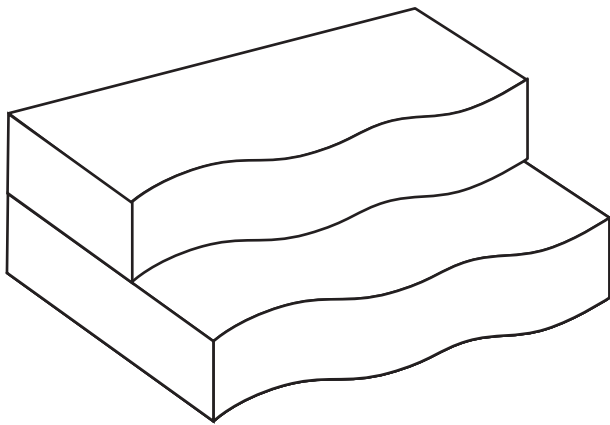


SpongeBob™ Luau

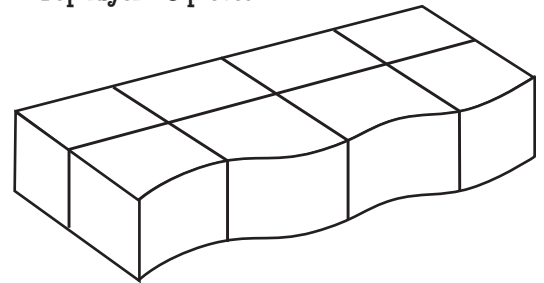
Signature Cake Cutting Instructions

Cutting Directions Serves 24:

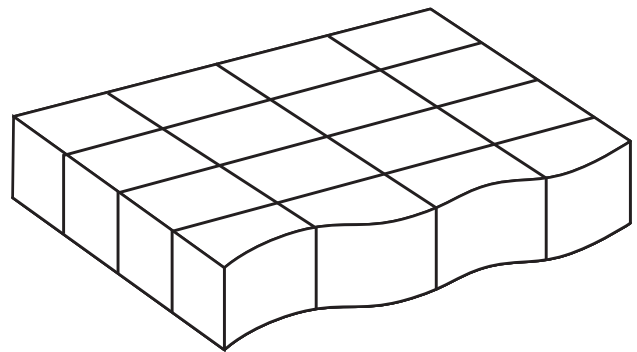
1. Start cutting the top cake layer lengthwise in half then widthwise into four equal slices. Serve - 8 pieces.
2. The final step is to cut the base (1/4 sheet) both lengthwise and width wise into four equal slices. Serve - 16 pieces.



Top layer - 8 pieces



Bottom Layer - 16 pieces



DECOPAC

On Top of the World's Best Selling Cakes®