


Winnie the Pooh Watering Hole

Signature Cake Cutting Instructions

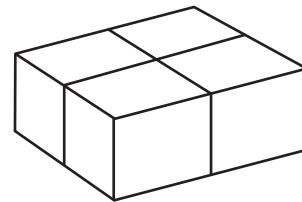
Cutting Directions Serves 24:

1. Start by removing the cupcake. Serve as individual piece.
Serve - 1 piece.
2. Next cut the 1/16 sheet layer through the center into four equal pieces.
Serve - 4 pieces.
3. Then cut the slanted 1/16 sheet through the center into three pieces.
Serve - 3 pieces.
4. The last step is to cut the bottom layer (1/4 sheet) both lengthwise and widthwise into sixteen equal pieces.
Serve - 16 pieces.

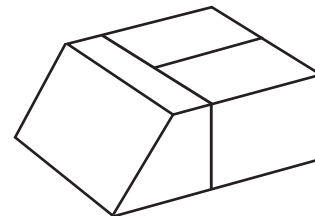
1 cupcake - 1 piece



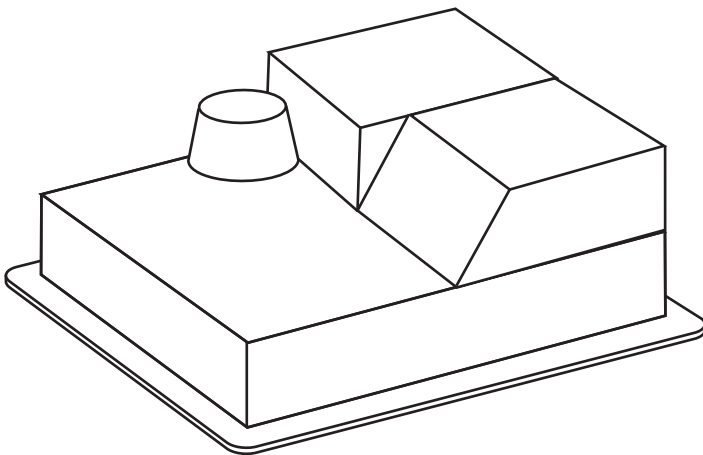
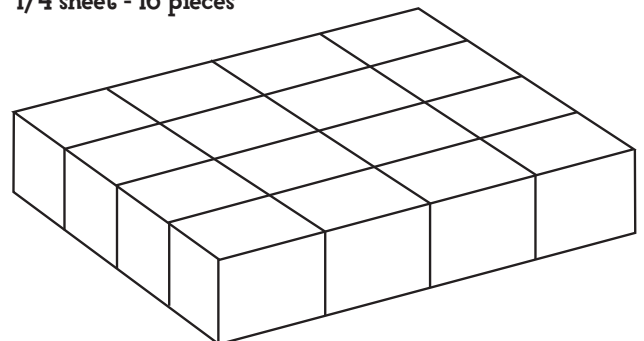
1/16 sheet - 4 pieces



1/16 sheet - 3 pieces



1/4 sheet - 16 pieces



DECOPAC

On Top of the World's Best Selling Cakes®