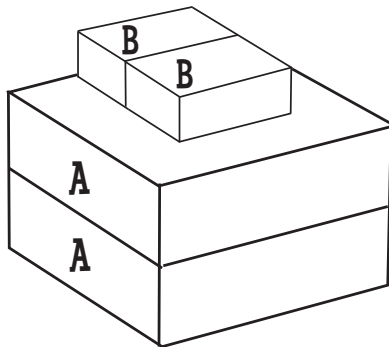


Disney Princesses Castle

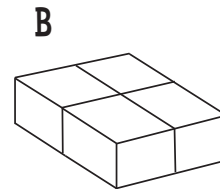
Signature Cake Cutting Instructions

Cutting Directions Serves: 28

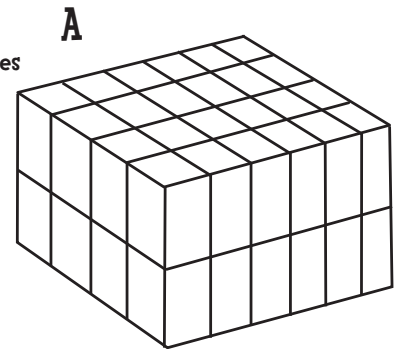
1. Remove picture frame and turrets
2. Cut top (1/8 sheet) layer lengthwise and widthwise in half. Serve - 4 pieces.
3. Cut bottom double layer 3 equal slices lengthwise and 5 equal slices widthwise. Serve double layers as individual servings - 24 pieces



B parts total - 4 pieces



A parts total - 24 pieces



DECOPAC

On Top of the World's Best Selling Cakes®